

**VISION :** Enlightenment Through Education,  
Strength Through Organization.



# **SREE NARAYANA COLLEGE KANNUR**

ACCREDITED BY NAAC WITH 'A' GRADE (AFFILIATED TO KANNUR UNIVERSITY)

Sree Narayana College Kannur, P.O. Thottada, Kannur, Kerala, India - 670 007

✉ [sncollegekannur@gmail.com](mailto:sncollegekannur@gmail.com) ☎ 0497 - 2731085

🌐 [www.sncollegekannur.ac.in](http://www.sncollegekannur.ac.in)



## **Stakeholders' Feedback on Curriculum**

*Students, Teachers, Alumni & Employer*

**2022-23**

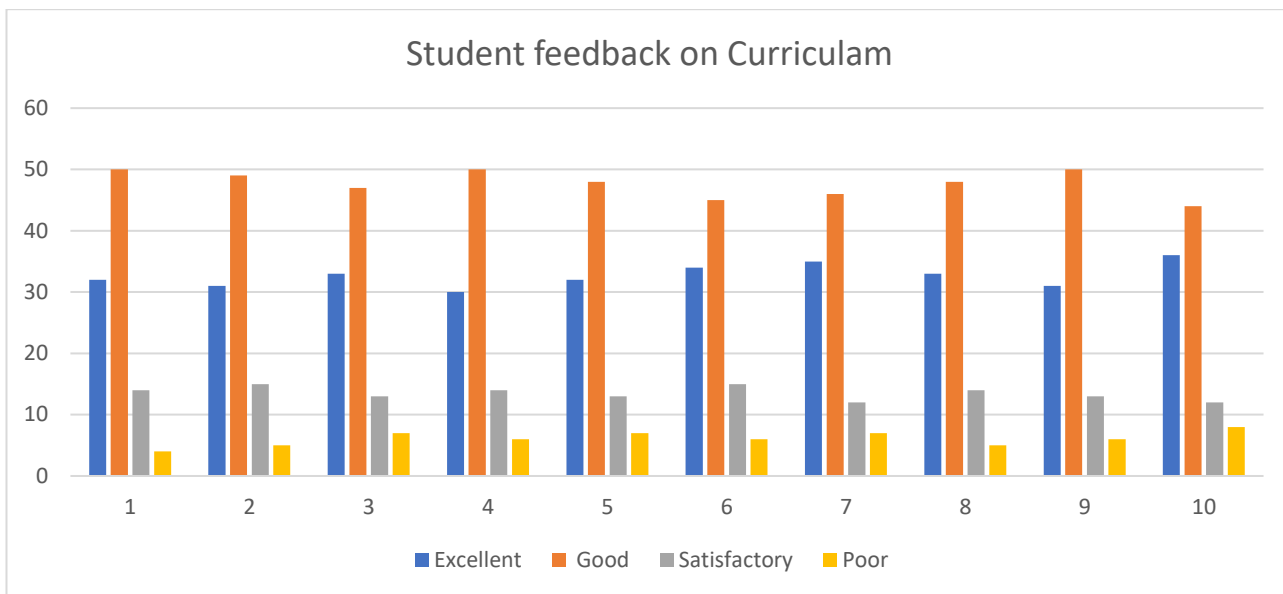
Sree Narayana College, right from its foundation, has become a model of excellence and innovation in the field of education. The college's Institutional Quality Assurance Cell (IQAC) focuses on maintaining quality standards. To achieve this, they collect feedback from students, teachers, alumni, and employers using a structured rating-based form. This feedback plays a crucial role in shaping the college's curriculum and enriching the learning experience. In the 2022-23 session, Sree Narayana College carefully analysed this feedback, showcasing its dedication to continuous improvement and ensuring a high-quality education for its students.

### **STUDENT FEEDBACK ANALYSIS ON CURRICULUM**

The feedback form included 10 questions addressing topics like syllabus depth, real-life relevance, learning benefits, clarity of materials, and motivation for further studies. Students rated each question with four options: Excellent, Good, Satisfactory, and Poor. This feedback is crucial for improving the curriculum's quality and relevance.

The analysis of student feedback for the academic year 2022-2023 shows that the curriculum is largely well-received, with many students rating it as excellent or good in terms of relevance to real life, learning value, and overall quality. A significant majority of respondents (79.3%) rated the depth of the syllabus as either excellent or good, indicating strong satisfaction with the comprehensiveness of the syllabus. The curriculum's coverage was rated positively by 83.6% of respondents. The relevance of the curriculum to real-life situations was rated highly by 80.3% of students. The learning value in terms of knowledge, skills, and abilities received positive feedback from 81% of respondents. Clarity and relevance of reading materials were considered good by 77.3% of respondents. The relevance of library materials was well-received, with 80.8% of students rating it as excellent or good. The curriculum's ability to motivate students to pursue higher studies was rated positively by 82.3% of respondents. The curriculum's attention to student requirements received high marks from 84.3% of respondents. The curriculum's relevance in empowering students to handle modern life challenges was rated positively by 80.3% of respondents. The overall curriculum was rated highly by 79% of students as good. The 8.2% poor rating highlights areas that may need improvement to enhance overall satisfaction.

Questions	Excellent	Good	Satisfactory	Poor
1. Depth of the syllabus	34.8	44.5	14.8	5.9
2. Extent of Coverage of Programme of Study	33.8	49.8	12.4	4
3. Relevance to Real Life	32.2	48.1	12.6	7.1
4. Learning Value in Terms of Knowledge, Skills, and Abilities	32.4	48.6	15	4
5. Clarity and Relevance of Textual Reading Material	30.5	46.8	18.2	4.5
6. Relevance of Library Material	32.2	48.6	16.2	3
7. Level of Motivation Generated to Go for Higher Studies	35.5	46.8	11.5	6.2
8. How Far the Curriculum Takes Care of Student Requirements	32.8	51.5	10.1	5.6
9. How Relevant is the Curriculum in Empowering Students to Take Up Challenges of Modern Life	30.8	49.5	13.1	6.6
10. Overall Rate of the Curriculum	34.8	44.2	12.8	8.2



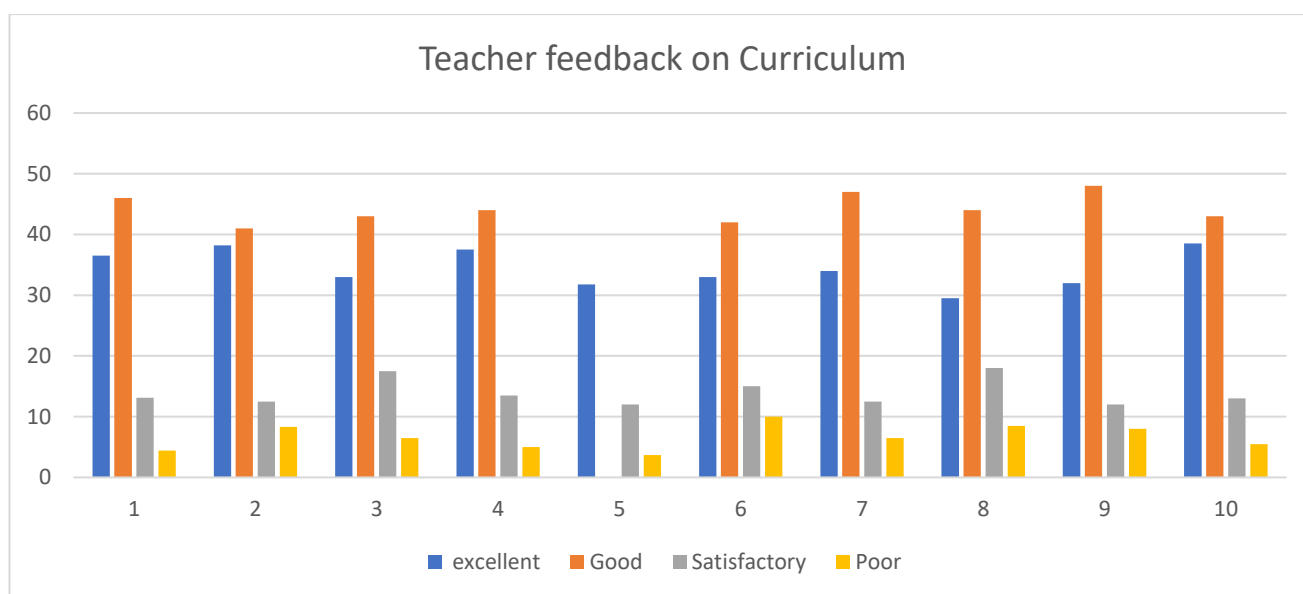
## TEACHER FEEDBACK ANALYSIS ON CURRICULUM

This provides a comprehensive analysis of teacher feedback on the curriculum, focusing on various aspects critical to its effectiveness and relevance. The feedback was collected through a google form designed to evaluate the academic content, experiential methods, and overall design of the curriculum.

A significant majority of respondents provided positive feedback on the curriculum, reflecting a high level of satisfaction. The academic content of the syllabus received favorable ratings from 82.5% of respondents. The effectiveness of experiential methods in making the subject meaningful was endorsed by 79.2% of respondents. The curriculum's design in extending the subject to industrial and societal needs received positive feedback from 76%. The provisions for professional development were well-regarded by 81.5% of respondents. In terms of interdisciplinary learning, the curriculum was highly rated by 84.3% of respondents. The syllabus's allowance for new teaching strategies received 75% of all responses as good. The relevance and appropriateness of the prescribed reference materials were positively assessed by 81%. However, the adequacy of time given to teachers for syllabus completion was viewed less favorably, with 73% of all responses rating it as good. The curriculum's relevance to real life situations and current trends was positively rated by 80% of respondents. The overall curriculum was rated highly by 82.5% of respondents, with 38.5% rating it as excellent and 43% as good. The 5.5% Poor rating indicates areas where improvements could be made to enhance overall satisfaction and effectiveness.

Questions	Excellent	Good	Satisfactory	Poor
1. Academic content of the syllabus	36.5	46.0	13.1	4.4
2. The effectiveness of experiential methods in making the subject meaningful in the curriculum	38.2	41.0	12.5	8.3
3. The curriculum design in enabling students to extend the subject to industrial and societal needs?	33.0	43.0	17.5	6.5
4. The provisions for professional development made in the syllabus	37.5	44.0	13.5	5.0
5. The syllabus and curriculum in facilitating interdisciplinary learning	31.8	52.5	12.0	3.7
6. The syllabus in permitting freedom to adopt new teaching strategies	33.0	42.0	15.0	10.0

7. The books prescribed/listed as reference materials are relevant, updated and appropriate	34.0	47.0	12.5	6.5
8. The adequacy of time given to teachers for the completion of the syllabus during the semester?	29.5	44.0	18.0	8.5
9. The curriculum in terms of its relevance to real-life situations and its reflection of current trends and practices in the respective disciplines	32.0	48.0	12.0	8.0
10. Overall Rate of the Curriculum	38.5	43.0	13.0	5.5



### **ALUMNI FEEDBACK ANALYSIS ON CURRICULUM**

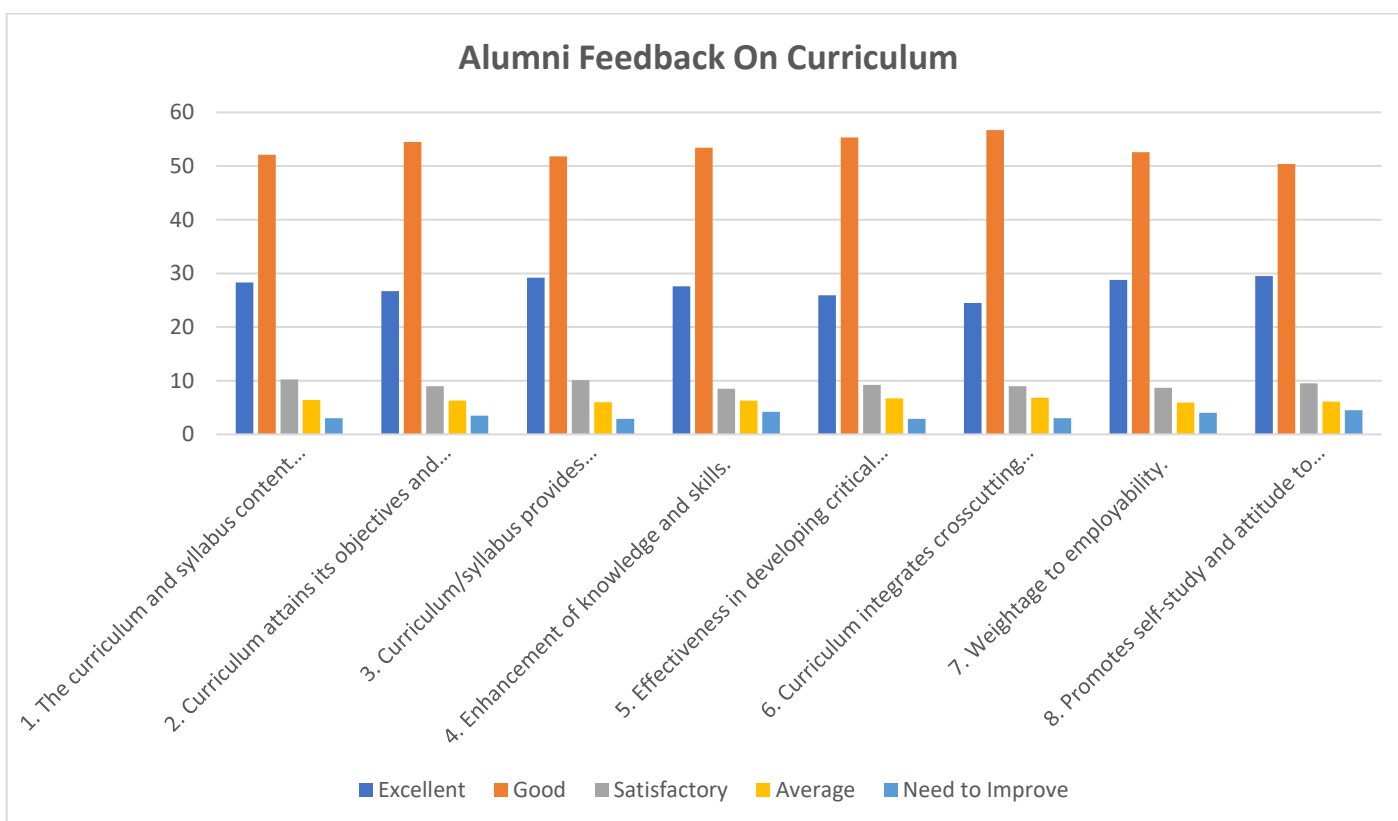
The alumni feedback form consists of questions that truly indicated their satisfaction level of the alumni about the syllabus. Given below are the conclusions obtained by analyzing the alumni feedback for the academic year 2022 - 2023.

The feedback indicates that the curriculum is well-regarded overall, with "Good" ratings consistently surpassing 50% across most attributes, reflecting a positive reception. The highest ratings are seen in curriculum attainment of objectives (54.5% "Good") and the curriculum's effectiveness in promoting critical thinking (55.3% "Good"). Additionally, weightage to employability is strong (52.6% "Good"), showing alignment with career preparation. However, areas like the integration of crosscutting issues (56.7% "Good") and self-study promotion (50.4% "Good") still have room for improvement despite solid scores. "Excellent" ratings fall below 30%, suggesting a relatively low perception of exceptional performance across attributes, and a notable portion of feedback (averaging 9-10%) lands in "Satisfactory," indicating room for refinement, particularly in fostering varied skill options and enhancing knowledge.

Overall, while the curriculum is viewed positively, there's potential to shift more "Satisfactory" ratings into higher tiers by focusing on enhancing critical thinking, skill variety, and crosscutting issues integration.

Questions	Excellent	Good	Satisfactory	Average	Need to Improve
1. The curriculum and syllabus content were appropriate for higher education.	28.3	52.1	10.2	6.4	3
2. Curriculum attains its objectives and learning outcomes.	26.7	54.5	9	6.3	3.5
3. Curriculum/syllabus provides sufficient options to learn varied skills.	29.2	51.8	10.1	6	2.9
4. Enhancement of knowledge and skills.	27.6	53.4	8.5	6.3	4.2
5. Effectiveness in developing critical thinking.	25.9	55.3	9.2	6.7	2.9
6. Curriculum integrates crosscutting issues relevant to Professional Ethics, Gender, Human Values, Environment and Sustainability.	24.5	56.7	9	6.8	3
7. Weightage to employability.	28.8	52.6	8.7	5.9	4
8. Promotes self-study and attitude to research.	29.5	50.4	9.5	6.1	4.5

**Alumni Feedback On Curriculum**



## **EMPLOYER FEEDBACK ANALYSIS ON CURRICULUM**

The employer feedback form consists of questions that truly indicated their satisfaction level of the alumni about the syllabus. Given below are the conclusions obtained by analyzing the employer feedback for the academic year 2022-23

The feedback on graduates indicates a strong overall performance, with the majority of respondents rating graduates as "Excellent" or "Very Good" across various competencies. Communication, collaboration, adaptability, and problem-solving skills are particularly highlighted, with over 75% of respondents rating graduates in the top two categories for each attribute.

Areas such as technical skills, planning, organization, and professionalism also receive positive assessments, with similar proportions of "Excellent" and "Very Good" ratings. The lowest scores are in the "Average" and "Poor" categories, suggesting minimal concern about graduates' performance. The strong likelihood of hiring more graduates from the institute further underscores their effectiveness in the workplace. Overall, the feedback suggests that graduates are well-prepared and meet industry needs, though continued emphasis on innovation and creativity may enhance their future contributions.

Questions	Excellent	Very Good	Good	Average	Poor
1. How effectively do our graduates communicate and collaborate within your teams?	29.8	46.1	17.5	5.3	1.3
2. Rate our graduates' ability to adapt to new challenges and solve problems	30.2	45.9	19.0	3.8	1.1
3. Rate our graduates' ability to develop practical solutions to workplace problems	30.0	46.8	16.5	4.9	1.8
4. Rate our graduates' effectiveness in working as part of a team	29.5	46.3	18.2	4.6	1.4
5. Rate our graduates' planning and organization skills	30.4	46.5	17.0	4.1	2.0
6. Rate our graduates' openness to new ideas and their ability to learn new techniques	30.3	45.8	18.7	4.5	0.7
7. Rate the professionalism and work ethic of our graduates	29.9	46.2	19.2	3.8	0.9
8. How would you assess the technical skills of our graduates in relation to your industry needs?	30.1	46.7	17.8	4.0	1.4
9. Rate our graduates' innovativeness and creativity in their work	29.7	46.0	18.5	4.9	0.9
10. Rate our graduates' ability to build and maintain positive relationships	30.0	46.4	17.3	4.8	1.5
11. Rate our graduates' ability to take on extra responsibilities when needed	30.2	46.1	19.5	3.6	0.6
12. Rate our graduates' commitment to working additional hours when necessary	30.4	46.6	17.2	4.3	1.5
13. How satisfied are you with the contribution of our graduates to your organization?	29.8	46.0	19.0	4.4	0.8
14. Based on your experience, how likely are you to hire more graduates from our institute?	30.1	46.3	18.1	4.2	1.3



## Employer Feedback On Curriculum

